


ALUCOBOND®



General
information


Flying high



Flying high



PRODUCT INFORMATION



← 0.5 mm Aluminium
← 0.5 mm Aluminium

← 2.5 mm
← Plastic or high mineral filled core



ALUCOBOND® is a composite panel consisting of two aluminium cover sheets of Peraluman alloy - 100 (AlMg1), EN AW - 5005 A according to EN 485-2 and a plastic or high mineral filled core.

ALUCOBOND® is produced with various core thicknesses in a continuous lamination process.

All painted panels are supplied with a protective peel-off foil.

Product Range

ALUCOBOND® One side coil coated lacquer finish	Thickness Width Length	4 mm (3, 6 mm*) 1000 mm, 1250 mm, 1500 mm up to 8000 mm
ALUCOBOND® PLUS One side coil coated lacquer finish	Thickness Width Length	4 mm (3 mm*) 1250 mm, 1500 mm up to 8000 mm
ALUCOBOND® A2 One side coil coated lacquer finish	Thickness Width Length	4 mm (3 mm*) 1250 mm, 1500 mm up to 8000 mm
Upon request:	Other surfaces Special widths Special lengths	mill-finish both sides coil coated lacquer, both sides colourless anodised ¹⁾

* Upon request - ¹⁾ Please note: All anodised ALUCOBOND® composite panels have contact lines (about 25 mm width) on their short sides. Please take this into consideration when dimensioning the panels.

Fire behaviour of ALUCOBOND® panels

ALUCOBOND®

Country	Tested to...	Classification
EU	EN 13501	D / E
Germany	DIN 4102-1 DIN 4102 Teil 7	Class B2 passed
Czech.Rep.	CSN 73 0862	Class B
Scandinavia	NT Fire 002	Hardly flammable
France	NF P 92-501 NF F 16-101	Class M1 Class F0
Italy	CSE RF 2/75/A, RF 3/77	Class 1
Switzerland	VKF Fire regulation.	Class 4.2
Great Britain	BS 476, Part 6 BS 476, Part 7	Index 0 } Class 0 Class 1 } Building Regul.

ALUCOBOND® Plus

Country	Tested to...	Classification
EU	EN 13501	B, s1, d0
Germany	DIN EN 13501-1 DIN 4102 Teil 7	Class B passed
Switzerland	VKF Fire regulation.	Class 5.3
Great Britain	BS 476, Part 5	Class P

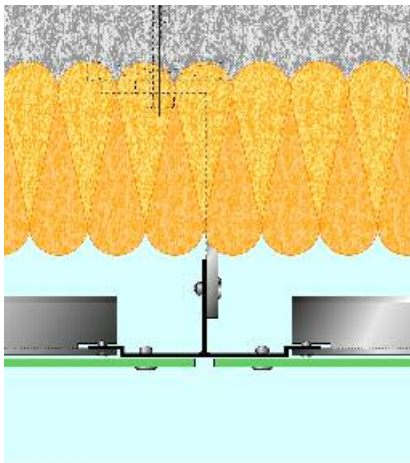
ALUCOBOND® A2

Country	Tested to...	Classification
EU	EN 13501	A2, s1, d0
Germany	DIN EN 13501-1	Class A2
Austria	ÖN EN 13501-1	Class A
Czech.Rep	CSN 73 0862	Class A
Skandinavia	DS 1065.1	Class A
France	NF P 92-501	Class M0
Italy	CSE RF 1/75/A, RF 3/77	Class 1
Switzerland	VKF Fire regulation.	Class 6q.3
Great Britain	BS 476, Part 6 BS 476, Part 7 BS 6853 BS EN 13501-1	Index 0 } Class 0 Class 1 } Building Regul. Meets requirements of the London Underground Ltd. code of practice for Fire Safety Limited combustible Non-combustible (Scotland)
Russia	GOST 30244-94 GOST 30402-95 GOST 12.1.044-89 GOST 12.1.044-89	G 1 (combustibility) W 1 (flammability) D 1 (smoke emission) T 1 (smoke flammability)
Japan	JIS A 1231 JIS A 1321	QNC Class 2
Malaysia	BS 476, Part 5 BS 476, Part 6 BS 476, Part 7	Class P Index 0 Class 1
Singapore	Approved for outdoor wall cladding of any type of building without height limit.	
USA	UBC 17-5 ASTM E-84 ASTM D-2015	passed UBC Class 1 509 BTU/lb

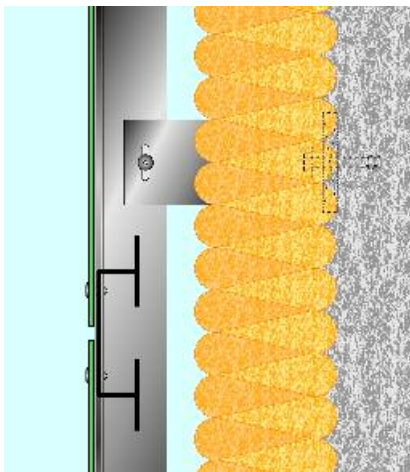


CLADDING - APPLICATIONS

ALUCOBOND®
Riveted or screwed to
Aluminium substructure for
vertical and horizontal
panel layout

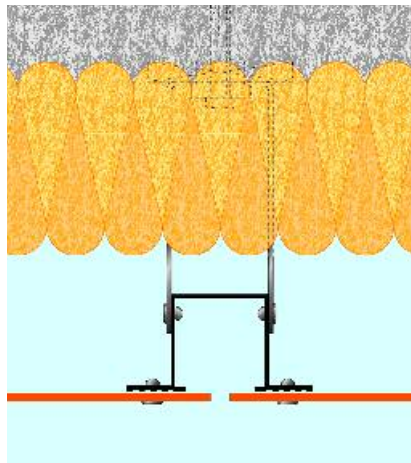
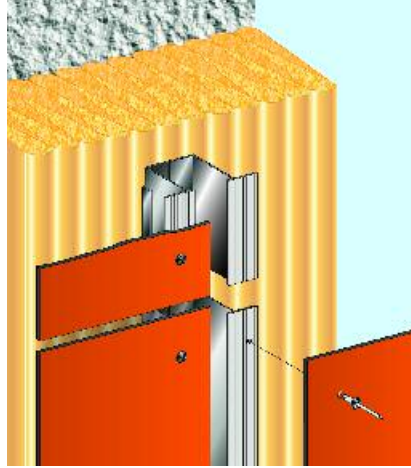


Horizontal section

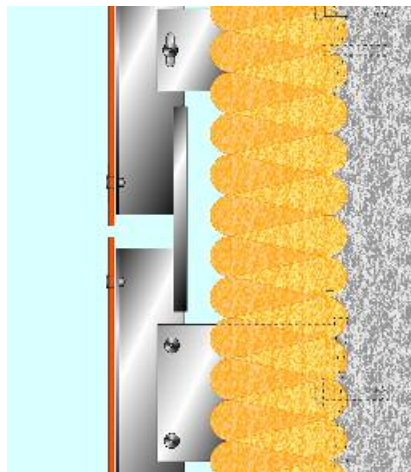


Vertical section

For vertical panel layout

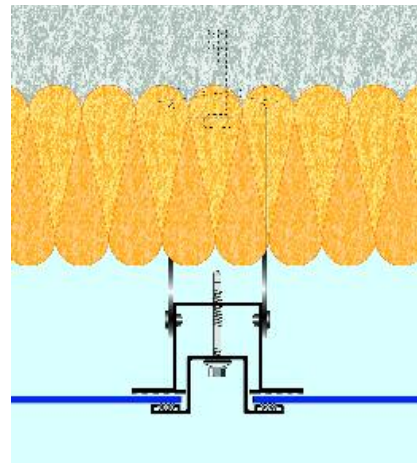
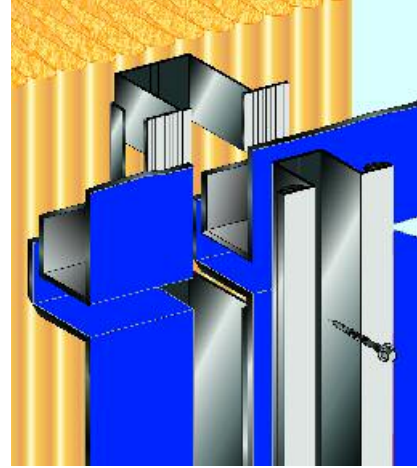


Horizontal section

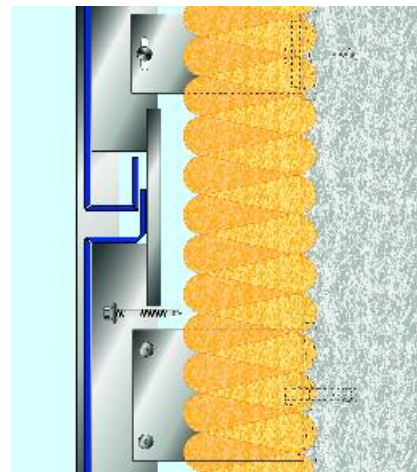


Vertical section

ALUCOBOND®
Clamped and screwed
Double "top-hat" sections for
vertical panel layout



Horizontal section

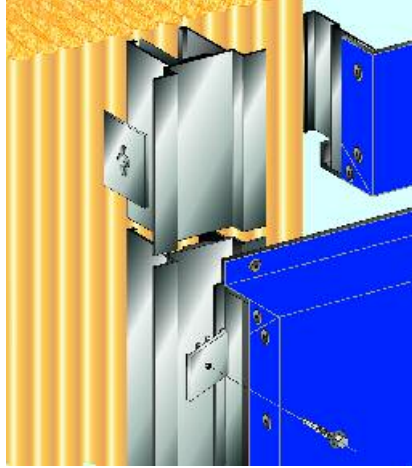


Vertical section

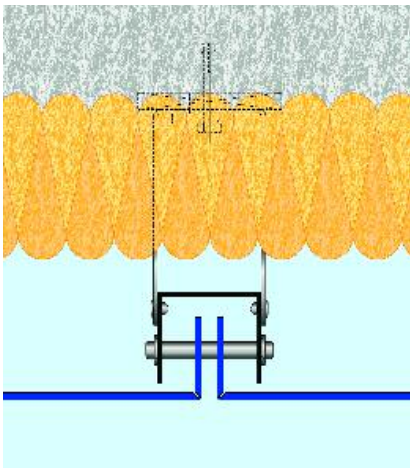
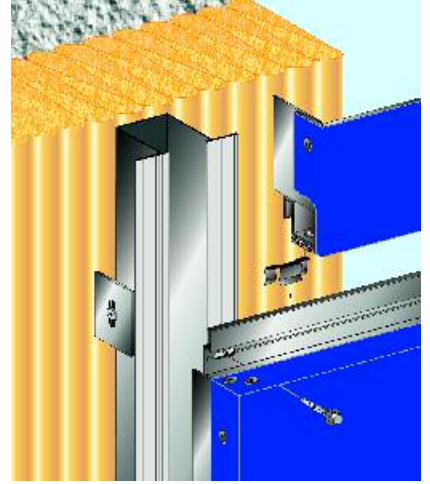
ALUCOBOND® tray panels
Suspended on stainless steel
bolts for vertical panel layout



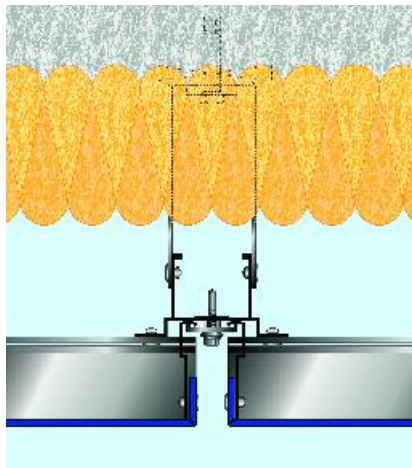
ALUCOBOND® tray panels
Clamped and screwed for
vertical panel layout



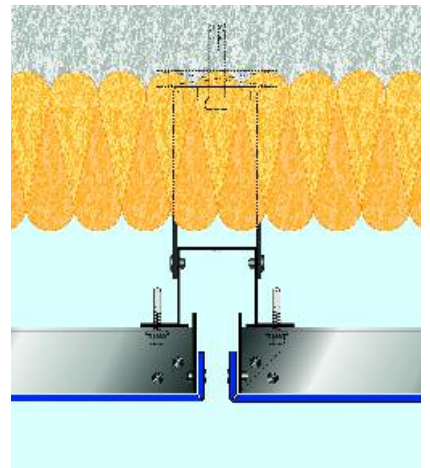
ALUCOBOND® tray panels
Tongue and groove design
(SZ 20 system) for
horizontal panel layout



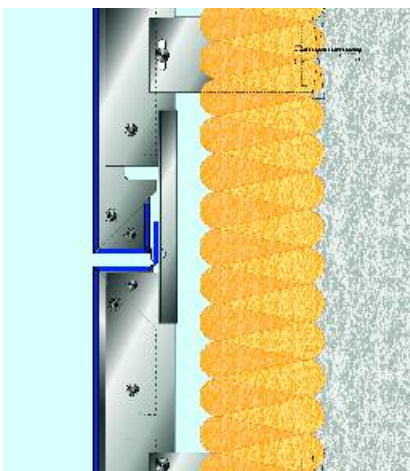
Horizontal section



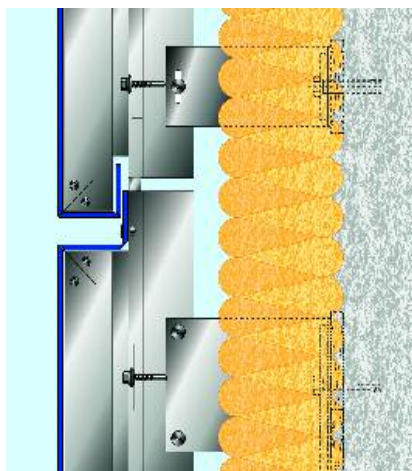
Horizontal section



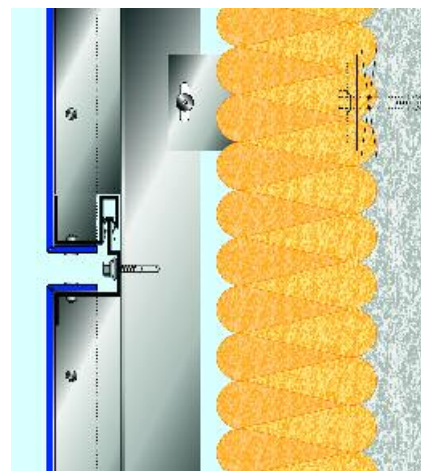
Horizontal section



Vertical section



Vertical section



Vertical section

Detailed drawings, performance specifications and recommended text for tender documentation of these examples are available upon request.

ALUCOBOND®



www.alucobond.com



Information

(Please ask for additional documentation on)

ALUCOBOND® Product Information Folder

ALUCOBOND® Colour chart

ALUCOBOND® Range of Products:
Special Aluminium
Sections and Accessories
Documentation File
Cladding Samples and
recommended text for
tender documentation
incl. CD Rom

ALUCOBOND® Original samples with
standard surfaces



ALCAN COMPOSITES – A worldwide organisation

- Alcan Airex AG, Sins, Switzerland
- Alcan Kapa GmbH, Osnabrück, Germany
- Alcan Singen GmbH, Singen, Germany
- Alcan Thermoplastics Chelmsford, UK
- Alcan Composites USA Inc., St. Louis
- Alcan Composites Ltd., Shanghai, China
- Alcan Composites Brasil S.A., São Paulo
- Alcan Composites India Private Ltd., Mumbai

ALCAN COMPOSITES – A true «global player»

- Sales offices and production sites in Europe, North and South America, and Asia
- Large variety of panels
- Partnerships with leading distributors
- Professional sales teams

ALCAN COMPOSITES
Alcan Singen GmbH
78221 Singen, Germany
Phone +49 77 31/80-38 43
Fax +49 77 31/80-28 45
composites@alcan.com

ALCAN COMPOSITES